

## Heavy Duty Gate Tops (20 x 8mm)



**Art. 9-01**  
20 x 8 mm  
225 x 800 mm  
6.000 kg



**Art. 9-02**  
20 x 8 mm  
225 x 800 mm  
6.000 kg



**Art. 9-03**  
20 x 8 mm  
300 x 1100 mm  
9.500 kg

## Light Weight Gate Tops (14 X 5mm)



**Art. 9-07**  
(1100 x 300 mm)  
2.500kg



**Art. 9-11**  
(900 x 300 mm)  
3.500kg



**Art. 9-05**  
(1250 x 280 mm)  
2.500kg



**Art. 9-06**  
(740 x 230mm)  
1.500kg



**Art. 9-04**  
(810 x 280 mm)  
1.500kg



**Art. 9-10**  
(1710 x 480 mm)  
5.100kg



**Art. 9-08**  
(660 x 340 mm)  
2.000kg



**Art. 9-09**  
(1020 x 460 mm)  
3.000kg

## Rings / Circles



<b>Art. 10-01</b>	12 x 6	100 mm	0.180kg
<b>Art. 10-02</b>	12 x 6	115 mm	0.200 kg
<b>Art. 10-03</b>	12 x 6	130 mm	0.210 kg
<b>Art. 10-04</b>	20 x 4	100 mm	0.200 kg
<b>Art. 10-05</b>	20 x 4	115 mm	0.215 kg
<b>Art. 10-06</b>	20 x 4	130 mm	0.220 kg
<b>Art. 10-07</b>	12 x 12	90 mm	0.250 kg
<b>Art. 10-08</b>	12 x 12	100 mm	0.320 kg
<b>Art. 10-09</b>	12 x 12	120 mm	0.380 kg

# Ornate Scrolls



**Art. 21-01**  
(130 x 190mm)  
5 x 14 mm  
0.300kg



**Art. 21-02**  
(130 x 190mm)  
5 x 14 mm  
0.300kg



**Art. 21-03**  
(130 x 245mm)  
5 x 14 mm  
0.300kg



**Art. 21-04**  
(130 x 245mm)  
5 x 14 mm  
0.300kg



**Art. 21-05**  
(130 x 415mm)  
5 x 14 mm  
0.400kg



**Art. 21-06**  
(130 x 415mm)  
5 x 14 mm  
0.400kg



**Art. 21-08**  
(520 x 70mm)  
5 x 14 mm  
0.500kg



**Art. 21-09**  
(95 x 60mm)  
6 x 12 mm  
0.100kg



**Art. 21-10**  
(120 x 70mm)  
6 x 12 mm  
0.120kg



**Art. 21-11**  
(140 x 95mm)  
6 x 12 mm  
0.180kg



**Art. 21-12**  
(150 x 70mm)  
6 x 12 mm  
0.200kg



**Art. 21-13**  
(360 x 120mm)  
6 x 12mm  
0.450kg




**Art. 21-14**  
(80 x 360mm)  
12mm  
0.800kg

# Wrought Iron Ornate Inserts



**Art. 100-01**  
(510 x 670mm) 6.500kg  
12x12mm



**Art. 100-02**  
(640 x 710mm) 7.000kg  
16 x 8mm



**Art. 100-03**  
(400 x 430mm) 2.500kg



**Art. 100-04**  
(300 x 460mm) 1.500kg



**Art. 100-05**  
(300 x 460mm) 1.500kg



**Art. 100-06**  
(370 x 410mm) 4.500kg  
14mm



**Art. 100-07**  
(700 x 715mm) 5.500kg  
12 x 12mm



**Art. 100-08**  
(610 x 690mm) 5.500kg  
16 x 8mm



**Art. 100-09**  
(750 x 890mm) 8.500kg  
16 x 8mm




**Art. 100-10**  
(430 x 800mm) 3.500kg  
12 x 12mm




**Art. 100-11**  
(720 x 720mm) 3.500kg  
16 x 8mm




**Art. 100-12**  
(430 x 600mm) 5000kg  
16 x 8mm




**Art. 100-13**  
(440 x 800mm) 7.500kg  
16 x 8mm



**Art. 100-14**  
(660 x 660mm) 10.000kg  
12 x 12 mm



**Art. 100-15**  
(430 x 520mm) 4.500kg  
12 x 12mm



**Art. 100-16**  
(440 x 480mm) 4.500kg  
16 x 8 mm



# Newel Post

A solid fixture set generally as a foundation. Its purpose is to emphasize the design set out. Symbolizing strength in Iron.



**Art. 15-01**  
20 x 20 mm  
H 1200 mm  
3.680 kg



**Art. 15-03**  
20 x 20 mm  
H 1200 mm  
3.680 kg



**Art. 15-05**  
25 x 25 mm  
H 1200 mm  
5.900 kg



**Art. 15-07**  
30 x 30 mm  
H 1200 mm  
7.800 kg



**Art. 15-09**  
20 x 20 mm  
H 1200 mm  
3.700 kg



**Art. 15-12**  
25 x 25 mm  
H 1200 mm  
6.000 kg



**Art. 15-14**  
25 x 25 mm  
H 1200 mm  
6.600 kg



**Art. 15-16**  
∅25 mm  
H 1200 mm  
6.600 kg

**Art 15-01A**  
25x25mm  
H 1200mm  
6.000kg

**Art 15-03A**  
25x25mm  
H 1200mm  
6.000kg

**Art. 15-06**  
20 x 20 mm  
H 1200 mm  
3.800 kg

**Art. 15-08**  
20 x 20 mm  
H 1200 mm  
3.700 kg

**Art. 15-10**  
25 x 25 mm  
H 1200 mm  
6.000 kg

**Art. 15-13**  
30 x 30 mm  
H 1200 mm  
8.500 kg

**Art. 15-15**  
30 x 30 mm  
H 1200 mm  
8.000 kg

**Art. 15-17**  
∅30 mm  
H 1200 mm  
8.000 kg

**Art. 15-02**  
30 x 30 mm  
H 1200 mm  
8.500 kg

**Art. 15-04**  
30 x 30 mm  
H 1200 mm  
8.500 kg

**Art. 15-11**  
30 x 30 mm  
H 1200 mm  
8.400 kg